

Ebell Theater Rental Agreement Violations – What Not to Do

This group, like many, made their set too tall and wide for the available space. Note that the top 2 feet of their set is in the dark, even after pinning up center curtain.




To attempt correct for set being too tall, the group folded over the middle curtain and used safety pins across to hold it. The curtain lining is very fragile, but it did not appear torn after they loaded-out.




The set was not designed to accommodate the wing curtains so they are pushed up against sharp wood edges. The lining of the curtains shown here was actually torn by a prior group due to the same type of abuse.



This group brought in a lot of construction equipment, more than should be needed to make final installation tweaks on a set after load-in. Due to large amount of supplies and tools, it appears that a significant portion of set construction was done in the theater. Tools may have been used outside, but were stored in the theater up against curtains.



Wood was stacked in front of loading door. Paint should never be stored in the theater. If touch up painting is required, the proper setup should be approved by venue rep.



Handrail anchor on stage-left steps was unbolted to make room for a wooden platform. Altering any theater fixtures must be approved by theater rep.



This group did a fair job of cleaning the stage area, but some of their tools left a pile of sawdust on the floor in front of the stage for the next renter.



Green spike tape left on several areas of the stage.



This group used their own microphones and unplugged soundboard wiring for installed theater microphones. This is allowable, but before and after photos should be required so that everything is put back at strike. Next tenant needed to use handheld wireless mics and reconfiguration had to be done quickly at the last minute.




This group changed soundboard patching for theater monitor speakers and didn't return it at strike.



Light board settings were changed by this group, erasing house memory settings on the top row and labeling with duct tape instead of white gaffer's tape. Duct tape can leave a sticky residue when removed and may take the paint with it.



Painter's tape and masking tape used on doors, walls, and other painted surfaces. Theater paint and varnish are extremely fragile; nothing should be taped without permission.



Only water is allowed in the theater, no food or beverages that could stain. This group had a gallon of coffee with a cup of cream on the stage.

